

# INDEX

Criteria : 02

Key Indicator : 2.6

Metric No. 2.6.2

**Metric Name** : Attainment of Programme outcomes and course outcomes are evaluated by the institution.

S.No.	Particulars of Document	Annexure	Page No.
1.	Attainment Paste link for Additional information	A – 1	1 - 48

**A-01**

**B.A.**

17  
①

**METHODOLOGY TO FIND COURSE/PROGRAM OUTCOME ATTAINMENT**

**WEIGHTAGE OF EXAM/ASSESSMENT 2022-23**

QUARTALY - 20 %

HALF YEARLY - 30 %

ANNUAL - 50 %


**B.A. 1<sup>st</sup> Year Hindi Language (PAPER-I)**


Assessment	No. of Students Attempted	Threshold Value	60% Of Target Value	Target No. of Students on are Above Threshold Value	Actual No. of Students on Above Threshold Value	Actual Percent Of Student on or Above Threshold	Level of Attainment
Quarterly	94	60%	27	55	39	41.48	2.12
Half Yearly	98	60%	45	59	40	40.8	2.03
Annual	99	60%	45	59	1	1.01	0.05

**B.A. 1<sup>st</sup> Year English Language (PAPER-II)**

Assessment	No. of Students Attempted	Threshold Value	60% Of Target Value	Target No. of Students on are Above Threshold Value	Actual No. of Students on Above Threshold Value	Actual Percent Of Student on or Above Threshold	Level of Attainment
Quarterly	96	60%	27	58	89	92.7	3
Half Yearly	98	60%	45	59	85	86.77	3
Annual	99	60%	45	59	18	18.18	0.91

  
Coordinator, i.Q.A.C  
Govt. College Khertha, Dist. Balod



  
Principal,  
Govt. College, Khertha,  
Dist. Balod (C.G.)



B.A. 1<sup>st</sup> Year SOCIOLOGY (PAPER-I)

Assessment	No. of Students Attempted	Threshold Value	60% Of Target Value	Target No. of Students on are Above Threshold Value	Actual No. of Students on Above Threshold Value	Actual Percent Of Student on or Above Threshold	Level of Attainment
Quarterly	63	60%	27	38	45	71%	3
Half Yearly	63	60%	45	38	51	81%	3
Annual	67	60%	45	40	6	8.95%	9.52

B.A. 1<sup>st</sup> Year SOCIOLOGY (PAPER-II)

Assessment	No. of Students Attempted	Threshold Value	60% Of Target Value	Target No. of Students on are Above Threshold Value	Actual No. of Students on Above Threshold Value	Actual Percent Of Student on or Above Threshold	Level of Attainment
Quarterly	63	60%	27	38	50	79%	3
Half Yearly	63	60%	45	38	55	87%	3
Annual	67	60%	45	40	4	5.97%	0.3

B.A. 1<sup>st</sup> Year Hindi Literature (PAPER-I)

Assessment	No. of Students Attempted	Threshold Value	60% Of Target Value	Target No. of Students on are Above Threshold Value	Actual No. of Students on Above Threshold Value	Actual Percent Of Student on or Above Threshold	Level of Attainment
Quarterly	89	60%	27	53	88	99%	3
Half Yearly	90	60%	45	54	50	56%	2.77
Annual	92	60%	45	55	6	6.52%	0.32

  
Co-ordinator, I.Q.A.C  
Govt. College Khertha, Distt. Balod



**B.A. 1<sup>st</sup> Year Geography (PAPER-I)**

Assessment	No. of Students Attempted	Threshold Value	60% Of Target Value	Target No. of Students on are Above Threshold Value	Actual No. of Students on Above Threshold Value	Actual Percent Of Student on or Above Threshold	Level of Attainment
Quarterly	38	60%	18	23	33	86.84%	3
Half Yearly	40	60%	30	24	17	42.5%	2.12
Annual	38	60%	30	23	12	31.57%	1.56

**B.A. 1<sup>st</sup> Year Geography (PAPER-II)**

Assessment	No. of Students Attempted	Threshold Value	60% Of Target Value	Target No. of Students on are Above Threshold Value	Actual No. of Students on Above Threshold Value	Actual Percent Of Student on or Above Threshold	Level of Attainment
Quarterly	40	60%	18	24	34	85%	3
Half Yearly	38	60%	30	23	18	47.36%	2.34
Annual	38	60%	30	23	6	15.78%	0.78

**B.A. 1<sup>st</sup> Year Geography (Practical)**


Assessment	No. of Students Attempted	Threshold Value	60% Of Target Value	Target No. of Students on are Above Threshold Value	Actual No. of Students on Above Threshold Value	Actual Percent Of Student on or Above Threshold	Level of Attainment
Annual	38	60%	30	23	38	100%	3

**B.A. 1<sup>st</sup> Year Environment Studies**

Assessment	No. of Students Attempted	Threshold Value	60% Of Target Value	Target No. of Students on are Above Threshold Value	Actual No. of Students on Above Threshold Value	Actual Percent Of Student on or Above Threshold	Level of Attainment
Annual	96	60%	45	58	30	31.25%	1.55

  
**Co-ordinator, I.Q.A.C**  
 Govt. College Khertha, Distt. Balod



  
**Principal,**  
**Govt. College, Khertha,**  
**Distt. Balod (C.G.)**



## METHODOLOGY TO FIND COURSE/PROGRAM OUTCOME ATTAINMENT

WEIGHTAGE OF EXAM/ASSESSMENT - 2022-23

QUARTALY - 20 %

HALF YEARLY - 30 %

ANNUAL - 50 %

### B.A. 2<sup>nd</sup> Year Hindi Language (PAPER-I)


Assessment	No. of Students Attempted	Threshold Value	60% Of Target Value	Target No. of Students on are Above Threshold Value	Actual No. of Students on Above Threshold Value	Actual Percent Of Student on or Above Threshold	Level of Attainment
Quarterly	68	60%	27	41	62	91.17%	3
Half Yearly	68	60%	45	41	61	89.7%	3
Annual	69	60%	45	41	41	59.42%	3

### B.A. 2<sup>nd</sup> Year English Language (PAPER-II)

Assessment	No. of Students Attempted	Threshold Value	60% Of Target Value	Target No. of Students on are Above Threshold Value	Actual No. of Students on Above Threshold Value	Actual Percent Of Student on or Above Threshold	Level of Attainment
Quarterly	67	60%	27	40	57	85.07%	3
Half Yearly	67	60%	45	40	65	97.01%	3
Annual	69	60%	45	41	01	1.44%	0.07

  
Co-ordinator, i.Q.A.C  
Govt. College Khertha, Distt. Balod



  
Principal,  
Govt. College, Khertha,  
Distt. Balod (C.G.)

B.A. 2<sup>nd</sup> Year Hindi Literature (PAPER-I)

Assessment	No. of Students Attempted	Threshold Value	60% Of Target Value	Target No. of Students on are Above Threshold Value	Actual No. of Students on Above Threshold Value	Actual Percent Of Student on or Above Threshold	Level of Attainment
Quarterly	64	60%	27	38	39	60.93%	3
Half Yearly	65	60%	45	39	58	89.23%	3
Annual	69	60%	45	41	37	53.62%	2.70

B.A. 2<sup>nd</sup> Year Hindi Literature (PAPER-II)

Assessment	No. of Students Attempted	Threshold Value	60% Of Target Value	Target No. of Students on are Above Threshold Value	Actual No. of Students on Above Threshold Value	Actual Percent Of Student on or Above Threshold	Level of Attainment
Quarterly	62	60%	27	37	15	24.19%	1.21
Half Yearly	62	60%	45	37	53	85.48%	3
Annual	69	60%	45	41	37	53.62%	2.70

B.A. 2<sup>nd</sup> Year SOCIOLOGY (PAPER-I)

Assessment	No. of Students Attempted	Threshold Value	60% Of Target Value	Target No. of Students on are Above Threshold Value	Actual No. of Students on Above Threshold Value	Actual Percent Of Student on or Above Threshold	Level of Attainment
Quarterly	52	60%	27	31	47	90.38%	3
Half Yearly	52	60%	45	31	49	94.23%	3
Annual	52	60%	45	31	1	1.92%	0.096

  
 Co-ordinator, I.Q.A.C  
 Govt. College Khertha, Distt. Balod



7

**B.A. 2<sup>nd</sup> Year SOCIOLOGY (PAPER-II)**

Assessment	No. of Students Attempted	Threshold Value	60% Of Target Value	Target No. of Students on are Above Threshold Value	Actual No. of Students on Above Threshold Value	Actual Percent Of Student on or Above Threshold	Level of Attainment
Quarterly	52	60%	27	31	43	91%	3
Half Yearly	50	60%	45	30	35	94%	3
Annual	52	60%	45	31	0	00%	0


**B.A. 2<sup>nd</sup> Year Political Science (PAPER-I)**

Assessment	No. of Students Attempted	Threshold Value	60% Of Target Value	Target No. of Students on are Above Threshold Value	Actual No. of Students on Above Threshold Value	Actual Percent Of Student on or Above Threshold	Level of Attainment
Quarterly	62	60%	27	37	59	95.16%	3
Half Yearly	62	60%	45	37	53	85.48%	3
Annual	57	60%	45	34	15	26.31%	1.23

**B.A. 2<sup>nd</sup> Year Political Science (PAPER-II)**

Assessment	No. of Students Attempted	Threshold Value	60% Of Target Value	Target No. of Students on are Above Threshold Value	Actual No. of Students on Above Threshold Value	Actual Percent Of Student on or Above Threshold	Level of Attainment
Quarterly	63	60%	27	38	58	92.06%	3
Half Yearly	59	60%	45	37	51	86.44%	3
Annual	57	60%	45	34	15	25.42%	1.23

  
 Coordinator, I.G.A.C  
 Govt. College Khertha, Distt. Balod





B.A. 2<sup>nd</sup> Year Geography (PAPER-I)

Assessment	No. of Students Attempted	Threshold Value	60% Of Target Value	Target No. of Students on are Above Threshold Value	Actual No. of Students on Above Threshold Value	Actual Percent Of Student on or Above Threshold	Level of Attainment
Quarterly	34	60%	18	20	21	61.76%	3
Half Yearly	26	60%	30	16	18	69.23%	3
Annual	25	60%	30	15	3	12%	0.6

B.A. 2<sup>nd</sup> Year Geography (PAPER-II)


Assessment	No. of Students Attempted	Threshold Value	60% Of Target Value	Target No. of Students on are Above Threshold Value	Actual No. of Students on Above Threshold Value	Actual Percent Of Student on or Above Threshold	Level of Attainment
Quarterly	26	60%	18	16	24	92.30%	3
Half Yearly	26	60%	30	16	15	57.69%	2.81
Annual	25	60%	30	15	2	8%	0.4

B.A. 2<sup>nd</sup> Year Geography (Practical)

Assessment	No. of Students Attempted	Threshold Value	60% Of Target Value	Target No. of Students on are Above Threshold Value	Actual No. of Students on Above Threshold Value	Actual Percent Of Student on or Above Threshold	Level of Attainment
Annual	25	60%	30	15	20	80%	3

  
 Coordinator, I.G.A.C  
 Govt. College Khertha, Distt. Balod



  
 Principal,  
 Govt. College, Khertha  
 Distt. Balod (C.G.)

**METHODOLOGY TO FIND COURSE/PROGRAM OUTCOME ATTAINMENT  
WEIGHTAGE OF EXAM/ASSESSMENT- 2022-23**

QUARTALY - 20 %  
HALF YEARLY - 30 %  
ANNUAL - 50 %

**B.A. 3<sup>rd</sup> Year Hindi Language (PAPER-I)**


Assessment	No. of Students Attempted	Threshold Value	60% Of Target Value	Target No. of Students on are Above Threshold Value	Actual No. of Students on Above Threshold Value	Actual Percent Of Student on or Above Threshold	Level of Attainment
Quarterly	65	60%	27	39	20	30.76%	1.53
Half Yearly	68	60%	45	40	59	87%	3
Annual	62	60%	45	37	3	4.83%	0.243

**B.A. 3<sup>rd</sup> Year English Language (PAPER-II)**

Assessment	No. of Students Attempted	Threshold Value	60% Of Target Value	Target No. of Students on are Above Threshold Value	Actual No. of Students on Above Threshold Value	Actual Percent Of Student on or Above Threshold	Level of Attainment
Quarterly	68	60%	27	41	54	79.4%	3
Half Yearly	62	60%	45	37	62	100%	3
Annual	62	60%	45	37	0	0%	0

  
Coordinator, i.Q.A.C  
Govt. College Khertha, Dist. Balod



  
Principal,  
Govt. College, Khertha  
Dist. Balod (C.G.)

B.A. 3<sup>rd</sup> Year SOCIOLOGY (PAPER-I)

Assessment	No. of Students Attempted	Threshold Value	60% Of Target Value	Target No. of Students on are Above Threshold Value	Actual No. of Students on Above Threshold Value	Actual Percent Of Student on or Above Threshold	Level of Attainment
Quarterly	48	60%	27	29	47	97.91%	3
Half Yearly	48	60%	45	29	44	91.66%	3
Annual	36	60%	45	22	0	0%	0

B.A. 3<sup>rd</sup> Year SOCIOLOGY (PAPER-II)


Assessment	No. of Students Attempted	Threshold Value	60% Of Target Value	Target No. of Students on are Above Threshold Value	Actual No. of Students on Above Threshold Value	Actual Percent Of Student on or Above Threshold	Level of Attainment
Quarterly	48	60%	27	29	46	95.83%	3
Half Yearly	48	60%	45	29	25	52.08%	2.58
Annual	36	60%	45	22	0	0%	0

B.A. 3<sup>rd</sup> Year Political Science (PAPER-I)

Assessment	No. of Students Attempted	Threshold Value	60% Of Target Value	Target No. of Students on are Above Threshold Value	Actual No. of Students on Above Threshold Value	Actual Percent Of Student on or Above Threshold	Level of Attainment
Quarterly	66	60%	27	39	63	95.45%	3
Half Yearly	63	60%	45	38	60	95.23%	3
Annual	65	60%	45	39	4	6.15%	0.30



Coordinator, .Q.A.C  
Govt. College Khertha, Distt. Balod





**B.A. 3rd Year Political Science (PAPER-II)**

Assessment	No. of Students Attempted	Threshold Value	60% Of Target Value	Target No. of Students on are Above Threshold Value	Actual No. of Students on Above Threshold Value	Actual Percent Of Student on or Above Threshold	Level of Attainment
Quarterly	64	60%	27	38	63	98.43%	3
Half Yearly	64	60%	45	38	60	93.75%	3
Annual	65	60%	45	39	2	3.07%	0.15

**B.A. 3<sup>rd</sup> Year Hindi Literature (PAPER-I)**

Assessment	No. of Students Attempted	Threshold Value	60% Of Target Value	Target No. of Students on are Above Threshold Value	Actual No. of Students on Above Threshold Value	Actual Percent Of Student on or Above Threshold	Level of Attainment
Quarterly	68	60%	27	41	65	95.58%	3
Half Yearly	65	60%	45	39	57	87.69%	3
Annual	59	60%	45	35	11	18.64%	0.94

**B.A. 3<sup>rd</sup> Year Hindi Literature (PAPER-II)**

Assessment	No. of Students Attempted	Threshold Value	60% Of Target Value	Target No. of Students on are Above Threshold Value	Actual No. of Students on Above Threshold Value	Actual Percent Of Student on or Above Threshold	Level of Attainment
Quarterly	64	60%	27	38	64	100%	3
Half Yearly	64	60%	45	38	56	87.5%	3
Annual	57	60%	45	34	41	71.92%	3

  
 Coordinator, i.Q.A.C  
 Govt. College Khertha, Distt. Balod



(12)

B.A. 3<sup>rd</sup> Year Geography (PAPER-I)

Assessment	No. of Students Attempted	Threshold Value	60% Of Target Value	Target No. of Students on are Above Threshold Value	Actual No. of Students on Above Threshold Value	Actual Percent Of Student on or Above Threshold	Level of Attainment
Quarterly	34	60%	18	20	19	55.88%	2.85
Half Yearly	34	60%	30	20	26	76.47%	3
Annual	32	60%	30	19	2	6.25%	0.31

B.A. 3<sup>rd</sup> Year Geography (PAPER-II)


Assessment	No. of Students Attempted	Threshold Value	60% Of Target Value	Target No. of Students on are Above Threshold Value	Actual No. of Students on Above Threshold Value	Actual Percent Of Student on or Above Threshold	Level of Attainment
Quarterly	34	60%	18	20	28	82.35%	3
Half Yearly	34	60%	30	20	29	85.29%	3
Annual	32	60%	30	19	0	0%	0

B.A. 3<sup>rd</sup> Year Geography (Practical)

Assessment	No. of Students Attempted	Threshold Value	60% Of Target Value	Target No. of Students on are Above Threshold Value	Actual No. of Students on Above Threshold Value	Actual Percent Of Student on or Above Threshold	Level of Attainment
Annual	32	60%	30	19	26	81.25%	3

  
 Coordinator, i.Q.A.C  
 Govt. College Khertha, Distt. Balod




  
 Principal,  
 Govt. College, Khertha:  
 Distt. Balod (C.G.)

**Course Attainment 2022-23**  
B.A. 1<sup>st</sup> Year

Course Name	20% Of Quarterly	30% Half Yearly	50% Annual	Actual Co-Attainment
Hindi	0.424	0.609	0.025	1.058
English	0.6	0.9	0.455	1.955
Sociology-I	0.6	0.9	0.952	2.712
Sociology-II	0.6	0.9	0.15	1.65
Hindi Lit.- I	0.6	0.831	0.16	1.591
Hindi Lit.- II	0.6	0.9	0.025	1.525
Political Science -I	0.6	0.9	0.05	1.55
Political Science -II	0.6	0.9	0	1.5
Geography - I	0.6	0.636	0.78	2.016
Geography - II	0.6	0.702	0.39	1.692
Geography Practical	-	-	1.5	1.5
Environmental Studies	-	-	0.775	0.775
Total				19.524


  
Coordinator, I.Q.A.C  
Govt. College Khertha, Distt. Balod




  
Principal,  
Govt. College, Khertha  
Distt. Balod (C.G.)

**Course Attainment 2022-23**  
**B.A. 2<sup>nd</sup> Year**

Course Name	20% Of Quarterly	30% Half Yearly	50% Annual	Actual Co-Attainment
Hindi	0.6	0.9	1.5	3
English	0.6	0.9	0.035	1.535
Sociology-I	0.6	0.9	0.048	1.548
Sociology-II	0.6	0.9	0	1.5
Hindi Lit.- I	0.6	0.831	1.35	2.78
Hindi Lit.- II	0.242	0.9	1.35	2.492
Political Science -I	0.6	0.9	0.615	2.115
Political Science -II	0.6	0.9	0.615	2.115
Geography - I	0.6	0.9	0.3	1.8
Geography - II	0.6	0.843	0.2	1.643
Geography Practical	-	-	1.5	1.5
<b>Total</b>				<b>22.028</b>

  
Coordinator, I.G.A.C  
Govt. College Khertha, Distt. Balod



  
Principal,  
Govt. College, Khertha,  
Distt. Balod (C.G.)

**Course Attainment 2022-23**  
**B.A. 3<sup>rd</sup> Year**

Course Name	20% Of Quarterly	30% Half Yearly	50% Annual	Actual Co-Attainment
Hindi	0.306	0.9	0.121	1.327
English	0.6	0.9	0	1.5
Sociology-I	0.6	0.9	0	1.5
Sociology-II	0.6	0.774	0	1.374
Hindi Lit.- I	0.6	0.9	0.15	1.65
Hindi Lit.- II	0.6	0.9	0.575	2.075
Political Science -I	0.6	0.9	0.47	1.97
Political Science -II	0.6	0.9	1.5	3
Geography - I	0.855	0.9	0.155	1.91
Geography - II	0.6	0.9	0	1.5
Geography Practical	-	-	1.5	1.5
Total				19.306

  
Coordinator, I.Q.A.C  
Govt. College Khertha, Distt. Balod



  
Principal,  
Govt. College, Khertha  
Distt. Balod (C.G.)


# Program Outcome Attainment 2022-23

16

## B.A.

$$\begin{aligned} \text{Program Outcome Attainment} &= \frac{\Sigma \text{ of B.A. I + B.A.II + B.A.III}}{\text{Total No. of Courses}} \\ &= \frac{19.524 + 22.028 + 19.306}{34} \\ &= \frac{60.858}{34} \\ &= 1.789 \end{aligned}$$

  
Coordinator, I.Q.A.C  
College Khertha, Distt. Balod

  
Principal,  
Govt. College, Khertha  
Distt. Balod (C.G.)



**B.Sc.**



METHODOLOGY TO FIND COURSE/PROGRAM OUTCOME ATTAINMENT

WEIGHTAGE OF EXAM/ASSESSMENT 2022-23

QUARTALY - 20 %

HALF YEARLY - 30 %

ANNUAL - 50 %

B.SC 1ST YEAR HINDI LANGUAGE

ASSESSMENT	NO. OF STUDENT ATTEMPTED	THRESHOLD VALUE	60% OF TARGET VALUE	TARGET NUMBER OF STUDENT ON OR ABOVE THRESHOLD VALUE	ACTUAL NUMBER OF STUDENT'S ON OR ABOVE THRESHOLD	ACTUAL PERCENT OF STUDENT ON OR ABOVE THRESHOLD	LEVEL OF ATTAINMENT
QUARTALY	75	60%	27	45	72	96%	3
HALF YEARLY	79	60%	45	47	79	100%	3
ANNUAL	80	60%	45	48	33	41%	2.06

B. SC. 1ST YEAR :: ENGLISH LANGUAGE

ASSESSMENT	NO. OF STUDENT ATTEMPTED	THRESHOLD VALUE	60% OF TARGET VALUE	TARGET NUMBER OF STUDENT ON OR ABOVE THRESHOLD VALUE	ACTUAL NUMBER OF STUDENT'S ON OR ABOVE THRESHOLD	ACTUAL PERCENT OF STUDENT ON OR ABOVE THRESHOLD	LEVEL OF ATTAINMENT
QUARTALY	79	60%	27	47	74	94%	3
HALF YEARLY	79	60%	45	47	79	100%	3
ANNUAL	80	60%	45	48	35	44%	2.18

B.SC 1ST YEAR BOTANY PAPER FIRST

ASSESSMENT	NO. OF STUDENT ATTEMPTED	THRESHOLD VALUE	60% OF TARGET VALUE	TARGET NUMBER OF STUDENT ON OR ABOVE THRESHOLD VALUE	ACTUAL NUMBER OF STUDENT'S ON OR ABOVE THRESHOLD	ACTUAL PERCENT OF STUDENT ON OR ABOVE THRESHOLD	LEVEL OF ATTAINMENT
QUARTALY	71	60%	18	43	68	96%	3
HALF YEARLY	79	60%	30	47	57	72%	3
ANNUAL	80	60%	30	48	31	39%	1.93

  
Co-ordinator, i.Q.A.C  
Govt. College Khertha, Distt. Balod



  
Principal,  
Govt. College, Khertha  
Distt. Balod (C.G.)



## B.SC 1ST YEAR BOTANY PAPER SECOND

ASSESSMENT	NO. OF STUDENT ATTEMPTED	THRESHOLD VALUE	60 % OF TARGET VALUE	TARGET NUMBER OF STUDENT ON OR ABOVE THRESHOLD VALUE	ACTUAL NUMBER OF STUDENT'S ON OR ABOVE THRESHOLD	ACTUAL PERCENT OF STUDENT ON OR ABOVE THRESHOLD	LEVEL OF ATTAINMENT
QUARTALY	72	60%	18	43	69	96%	3
HALF YEARLY	79	60%	30	47	49	62%	3
ANNUAL	80	60%	30	48	20	25%	1.25

## B. Sc. 1ST YEAR ZOOLOGY PAPER FIRST


ASSESSMENT	NO. OF STUDENT ATTEMPTED	THRESHOLD VALUE	60 % OF TARGET VALUE	TARGET NUMBER OF STUDENT ON OR ABOVE THRESHOLD VALUE	ACTUAL NUMBER OF STUDENT'S ON OR ABOVE THRESHOLD	ACTUAL PERCENT OF STUDENT ON OR ABOVE THRESHOLD	LEVEL OF ATTAINMENT
QUARTALY	74	60%	18	44	71	96%	3
HALF YEARLY	79	60%	30	47	45	57%	2.87
ANNUAL	80	60%	30	48	39	49.00%	2.43

## B. Sc. 1ST YEAR ZOOLOGY PAPER SECOND

ASSESSMENT	NO. OF STUDENT ATTEMPTED	THRESHOLD VALUE	60 % OF TARGET VALUE	TARGET NUMBER OF STUDENT ON OR ABOVE THRESHOLD VALUE	ACTUAL NUMBER OF STUDENT'S ON OR ABOVE THRESHOLD	ACTUAL PERCENT OF STUDENT ON OR ABOVE THRESHOLD	LEVEL OF ATTAINMENT
QUARTALY	80	60%	18	48	78	98%	3
HALF YEARLY	79	60%	30	47	46	58%	2.93
ANNUAL	80	60%	30	48	12	15.00%	0.75

  
**Co-ordinator, I.Q.A.C**  
 Govt. College Khertha, Distt. Balod



  
**Principal,**  
**Govt. College, Khertha**  
**Distt. Balod (C.G.)**


BSC 1ST YEAR CHEMISTRY PAPER FIRST							
ASSESSMENT	NO. OF STUDENT ATTEMPTED	THRESHOLD VALUE	60 % OF TARGET VALUE	TARGET NUMBER OF STUDENT ON OR ABOVE THRESHOLD VALUE	ACTUAL NUMBER OF STUDENT'S ON OR ABOVE THRESHOLD	ACTUAL PERCENT OF STUDENT ON OR ABOVE THRESHOLD	LEVEL OF ATTAINMENT
QUARTALY	79	60%	12	47	76	96%	3
HALF YEARLY	79	60%	20	47	46	58%	2.93
ANNUAL	80	60%	20	48	42	53.00%	2.625

BSC 1ST YEAR CHEMISTRY PAPER SECOND							
ASSESSMENT	NO. OF STUDENT ATTEMPTED	THRESHOLD VALUE	60 % OF TARGET VALUE	TARGET NUMBER OF STUDENT ON OR ABOVE THRESHOLD VALUE	ACTUAL NUMBER OF STUDENT'S ON OR ABOVE THRESHOLD	ACTUAL PERCENT OF STUDENT ON OR ABOVE THRESHOLD	LEVEL OF ATTAINMENT
QUARTALY	76	60%	12	46	75	99%	3
HALF YEARLY	79	60%	20	47	50	63%	3
ANNUAL	80	60%	20	48	1	1.00%	0.06

BSC 1ST YEAR CHEMISTRY PAPER THIRD							
ASSESSMENT	NO. OF STUDENT ATTEMPTED	THRESHOLD VALUE	60 % OF TARGET VALUE	TARGET NUMBER OF STUDENT ON OR ABOVE THRESHOLD VALUE	ACTUAL NUMBER OF STUDENT'S ON OR ABOVE THRESHOLD	ACTUAL PERCENT OF STUDENT ON OR ABOVE THRESHOLD	LEVEL OF ATTAINMENT
QUARTALY	75	60%	12	45	72	96%	3
HALF YEARLY	79	60%	20	47	71	90%	3
ANNUAL	80	60%	20	48	77	96.00%	3

  
 Coordinator, I.Q.A.C  
 Govt. College Khertha, Distt. Balod



  
 Principal,  
 Govt. College, Khertha  
 Distt. Balod (C.G.)

25

**BSC 1 YEAR ENVIRONMENTAL STUDIES**


ASSESSMENT	NO. OF STUDENT ATTEMPTED	THRESHOLD VALUE	60 % OF TARGET VALUE	TARGET NUMBER OF STUDENT ON OR ABOVE THRESHOLD VALUE	ACTUAL NUMBER OF STUDENT'S ON OR ABOVE THRESHOLD	ACTUAL PERCENT OF STUDENT ON OR ABOVE THRESHOLD	LEVEL OF ATTAINMENT
ANNUAL	79	60%	45	47	1	1.00%	0.063

**B.SC 1ST YEAR PRACTICAL- ZOOLOGY, BOTONY, CHEMISTRY**

ASSESSMENT	NO. OF STUDENT ATTEMPTED	THRESHOLD VALUE	60 % OF TARGET VALUE	TARGET NUMBER OF STUDENT ON OR ABOVE THRESHOLD VALUE	ACTUAL NUMBER OF STUDENT'S ON OR ABOVE THRESHOLD	ACTUAL PERCENT OF STUDENT ON OR ABOVE THRESHOLD	LEVEL OF ATTAINMENT
ZOOLOGY	80	60%	30	48	68	85%	3
BOTONY	80	60%	30	48	45	56%	2.812
CHEMISTRY	80	60%	30	48	76	95.00%	3

  
**Co-ordinator, I.Q.A.C**  
**Govt. College Khertha, Distt. Balod**



  
**Principal,**  
**Govt. College, Khertha**  
**Distt. Balod (C.G.)**

**METHODOLOGY TO FIND COURSE/PROGRAM OUTCOME ATTAINMENT**

**WEIGHTAGE OF EXAM/ASSESSMENT 2022-23**

QUARTALY - 20 %

HALF YEARLY - 30 %

ANNUAL - 50 %

**B.SC 2nd YEAR HINDI LANGUAGE**

ASSESSMENT	NO. OF STUDENT ATTEMPTED	THRESHOLD VALUE	60% OF TARGET VALUE	TARGET NUMBER OF STUDENT ON OR ABOVE THRESHOLD	ACTUAL NUMBER OF STUDENT'S ON OR ABOVE THRESHOLD	ACTUAL PERCENT OF STUDENT ON OR ABOVE THRESHOLD	LEVEL OF ATTAINMENT
QUARTALY	64	60%	27	38	61	95%	3
HALF YEARLY	68	60%	45	41	68	100%	3
ANNUAL	67	60%	45	40	9	13%	0.675

**B.SC 2nd YEAR :: ENGLISH LANGUAGE**


ASSESSMENT	NO. OF STUDENT ATTEMPTED	THRESHOLD VALUE	60% OF TARGET VALUE	TARGET NUMBER OF STUDENT ON OR ABOVE THRESHOLD	ACTUAL NUMBER OF STUDENT'S ON OR ABOVE THRESHOLD	ACTUAL PERCENT OF STUDENT ON OR ABOVE THRESHOLD	LEVEL OF ATTAINMENT
QUARTALY	66	60%	27	40	64	97%	3
HALF YEARLY	68	60%	45	41	68	100%	3
ANNUAL	67	60%	45	40	14	21%	1.05

**B.SC 2nd YEAR BOTANY PAPER FIRST**

ASSESSMENT	NO. OF STUDENT ATTEMPTED	THRESHOLD VALUE	60% OF TARGET VALUE	TARGET NUMBER OF STUDENT ON OR ABOVE THRESHOLD	ACTUAL NUMBER OF STUDENT'S ON OR ABOVE THRESHOLD	ACTUAL PERCENT OF STUDENT ON OR ABOVE THRESHOLD	LEVEL OF ATTAINMENT
QUARTALY	62	60%	18	37	59	95%	3
HALF YEARLY	68	60%	30	41	65	96%	3
ANNUAL	67	60%	30	41	0	0%	0

  
Co-ordinator, I.Q.A.C  
Govt. College Khertha, Distt. Balod



  
Principal,  
Govt. College, Khertha  
Distt. Balod (C.G.)

**B.SC 2nd YEAR CHEMISTRY PAPER FIRST**

ASSESSMENT	NO. OF STUDENT ATTEMPTED	THRESHOLD VALUE	60% OF TARGET VALUE	TARGET NUMBER OF STUDENT ON OR ABOVE THRESHOLD VALUE	ACTUAL NUMBER OF STUDENT'S ON OR ABOVE THRESHOLD	ACTUAL PERCENT OF STUDENT ON OR ABOVE THRESHOLD	LEVEL OF ATTAINMENT
QUARTALY	62	60%	12	37	58	94%	3
HALF YEARLY	68	60%	20	41	65	96%	3
ANNUAL	67	60%	20	41	1	1.00%	0.0731

**B.SC 2nd YEAR CHEMISTRY PAPER SECOND**


ASSESSMENT	NO. OF STUDENT ATTEMPTED	THRESHOLD VALUE	60% OF TARGET VALUE	TARGET NUMBER OF STUDENT ON OR ABOVE THRESHOLD VALUE	ACTUAL NUMBER OF STUDENT'S ON OR ABOVE THRESHOLD	ACTUAL PERCENT OF STUDENT ON OR ABOVE THRESHOLD	LEVEL OF ATTAINMENT
QUARTALY	62	60%	12	37	60	97%	3
HALF YEARLY	68	60%	20	41	65	96%	3
ANNUAL	67	60%	20	41	31	46.00%	2.268

**B.SC 2nd YEAR CHEMISTRY PAPER THIRD**

ASSESSMENT	NO. OF STUDENT ATTEMPTED	THRESHOLD VALUE	60% OF TARGET VALUE	TARGET NUMBER OF STUDENT ON OR ABOVE THRESHOLD VALUE	ACTUAL NUMBER OF STUDENT'S ON OR ABOVE THRESHOLD	ACTUAL PERCENT OF STUDENT ON OR ABOVE THRESHOLD	LEVEL OF ATTAINMENT
QUARTALY	64	60%	12	38	62	97%	3
HALF YEARLY	68	60%	20	41	58	85%	3
ANNUAL	66	60%	20	40	0	0.00%	0

  
**Co-ordinator, I.Q.A.C**  
 Govt. College Khertha, Distt. Balod




  
**Principal,**  
**Govt. College, Khertha**  
**Distt. Balod (C.G.)**

B.SC 2nd YEAR PRACTICAL- ZOOLOGY, BOTONY, CHEMISTRY

ASSESSMENT	NO. OF STUDENT ATTEMPTED	THRESHOLD VALUE	60 % OF TARGET VALUE	TARGET NUMBER OF STUDENT ON OR ABOVE THRESHOLD	ACTUAL NUMBER OF STUDENT'S ON OR ABOVE THRESHOLD	ACTUAL PERCENT OF STUDENT ON OR ABOVE THRESHOLD	LEVEL OF ATTAINMENT
ZOOLOGY	68	60%	30	41	56	82%	3
BOTONY	68	60%	30	41	67	99%	3
CHEMISTRY	68	60%	30	41	63	93.00%	3

  
**Co-ordinator, I.Q.A.C**  
Govt. College Khertha, Distt. Balod



  
**Principal,**  
**Govt. College, Khertha**  
**Distt. Balod (C.G.)**



METHODOLOGY TO FIND COURSE/PROGRAM OUTCOME ATTAINMENT  
**WEIGHTAGE OF EXAM/ASSESSMENT 2022-23**  
 QUARTALY - 20 %  
 HALF YEARLY - 30 %  
 ANNUAL - 50 %  
**B.SC 3rd YEAR HINDI LANGUAGE**

ASSESSMENT	NO. OF STUDENT ATTEMPTED	THRESHOLD VALUE	60% OF TARGET VALUE	TARGET NUMBER OF STUDENT ON OR ABOVE THRESHOLD VALUE	ACTUAL NUMBER OF STUDENT'S ON OR ABOVE THRESHOLD	ACTUAL PERCENT OF STUDENT ON OR ABOVE THRESHOLD	LEVEL OF ATTAINMENT
QUARTALY	67	60%	27	40	65	97%	3
HALF YEARLY	69	60%	45	41	69	100%	3
ANNUAL	69	60%	45	41	66	95%	3

**B.SC 3rd YEAR :: ENGLISH LANGUAGE**


ASSESSMENT	NO. OF STUDENT ATTEMPTED	THRESHOLD VALUE	60% OF TARGET VALUE	TARGET NUMBER OF STUDENT ON OR ABOVE THRESHOLD VALUE	ACTUAL NUMBER OF STUDENT'S ON OR ABOVE THRESHOLD	ACTUAL PERCENT OF STUDENT ON OR ABOVE THRESHOLD	LEVEL OF ATTAINMENT
QUARTALY	65	60%	27	39	64	98%	3
HALF YEARLY	69	60%	45	41	69	100%	3
ANNUAL	69	60%	45	41	3	4%	0.21

**B.SC 3rd YEAR BOTANY PAPER FIRST**

ASSESSMENT	NO. OF STUDENT ATTEMPTED	THRESHOLD VALUE	60% OF TARGET VALUE	TARGET NUMBER OF STUDENT ON OR ABOVE THRESHOLD VALUE	ACTUAL NUMBER OF STUDENT'S ON OR ABOVE THRESHOLD	ACTUAL PERCENT OF STUDENT ON OR ABOVE THRESHOLD	LEVEL OF ATTAINMENT
QUARTALY	62	60%	18	37	60	97%	3
HALF YEARLY	69	60%	30	41	68	99%	3
ANNUAL	69	60%	30	41	2	3%	0.146

  
**Co-ordinator, I.Q.A.C**  
 Govt. College Khertha, Distt. Balod



  
**Principal,**  
**Govt. College, Khertha**  
**Distt. Balod (C.G.)**

26

**B.SC 3rd YEAR BOTANY PAPER SECOND**

ASSESSMENT	NO. OF STUDENT ATTEMPTED	THRESHOLD VALUE	60 % OF TARGET VALUE	TARGET NUMBER OF STUDENT ON OR ABOVE THRESHOLD VALUE	ACTUAL NUMBER OF STUDENT'S ON OR ABOVE THRESHOLD	ACTUAL PERCENT OF STUDENT ON OR ABOVE THRESHOLD	LEVEL OF ATTAINMENT
QUARTALY	60	60%	18	36	57	95%	3
HALF YEARLY	69	60%	30	41	68	99%	3
ANNUAL	69	60%	30	41	7	10%	0.512

**B.SC 3rd YEAR ZOOLOGY PAPER FIRST**

ASSESSMENT	NO. OF STUDENT ATTEMPTED	THRESHOLD VALUE	60 % OF TARGET VALUE	TARGET NUMBER OF STUDENT ON OR ABOVE THRESHOLD VALUE	ACTUAL NUMBER OF STUDENT'S ON OR ABOVE THRESHOLD	ACTUAL PERCENT OF STUDENT ON OR ABOVE THRESHOLD	LEVEL OF ATTAINMENT
QUARTALY	64	60%	18	38	62	97%	3
HALF YEARLY	69	60%	30	41	69	100%	3
ANNUAL	69	60%	30	41	10	14.00%	0.731

**B.SC 3rd YEAR ZOOLOGY PAPER SECOND**

ASSESSMENT	NO. OF STUDENT ATTEMPTED	THRESHOLD VALUE	60 % OF TARGET VALUE	TARGET NUMBER OF STUDENT ON OR ABOVE THRESHOLD VALUE	ACTUAL NUMBER OF STUDENT'S ON OR ABOVE THRESHOLD	ACTUAL PERCENT OF STUDENT ON OR ABOVE THRESHOLD	LEVEL OF ATTAINMENT
QUARTALY	63	60%	18	38	60	95%	3
HALF YEARLY	69	60%	30	41	69	100%	3
ANNUAL	69	60%	30	41	8	12.00%	0.585

  
**Coordinator, I.Q.A.C**  
Govt. College Khertha, Distt. Balod



  
**Principal,**  
**Govt. College, Khertha**  
**Distt. Balod (C.G.)**



B.SC 3rd YEAR CHEMISTRY PAPER FIRST

ASSESSMENT	NO. OF STUDENT ATTEMPTED	THRESHOLD VALUE	60 % OF TARGET VALUE	TARGET NUMBER OF STUDENT ON OR ABOVE THRESHOLD VALUE	ACTUAL NUMBER OF STUDENT'S ON OR ABOVE THRESHOLD	ACTUAL PERCENT OF STUDENT ON OR ABOVE THRESHOLD	LEVEL OF ATTAINMENT
QUARTALY	63	60%	12	38	59	94%	3
HALF YEARLY	69	60%	20	41	65	94%	3
ANNUAL	69	60%	20	41	3	4.00%	0.219

B.SC 3rd YEAR CHEMISTRY PAPER SECOND

ASSESSMENT	NO. OF STUDENT ATTEMPTED	THRESHOLD VALUE	60 % OF TARGET VALUE	TARGET NUMBER OF STUDENT ON OR ABOVE THRESHOLD VALUE	ACTUAL NUMBER OF STUDENT'S ON OR ABOVE THRESHOLD	ACTUAL PERCENT OF STUDENT ON OR ABOVE THRESHOLD	LEVEL OF ATTAINMENT
QUARTALY	61	60%	12	35	58	95%	3
HALF YEARLY	69	60%	20	41	69	59%	3
ANNUAL	69	60%	20	41	31	45.00%	2.268

B.SC 3rd YEAR CHEMISTRY PAPER THIRD

ASSESSMENT	NO. OF STUDENT ATTEMPTED	THRESHOLD VALUE	60 % OF TARGET VALUE	TARGET NUMBER OF STUDENT ON OR ABOVE THRESHOLD VALUE	ACTUAL NUMBER OF STUDENT'S ON OR ABOVE THRESHOLD	ACTUAL PERCENT OF STUDENT ON OR ABOVE THRESHOLD	LEVEL OF ATTAINMENT
QUARTALY	59	60%	12	35	55	93%	3
HALF YEARLY	69	60%	20	41	68	99%	3
ANNUAL	69	60%	20	41	21	30.00%	1.536

Co-ordinator, I.Q.A.C  
Govt. College Khertha, Distt. Balod



*[Signature]*  
Principal,  
Govt. College, Khertha  
Distt. Balod (C.G.)

B.SC 3rd YEAR PRACTICAL- ZOOLOGY, BOTONY, CHEMISTRY

ASSESSMENT	NO. OF STUDENT ATTEMPTED	THRESHOLD VALUE	60 % OF TARGET VALUE	TARGET NUMBER OF STUDENT ON OR ABOVE THRESHOLD VALUE	ACTUAL NUMBER OF STUDENT'S ON OR ABOVE THRESHOLD	ACTUAL PERCENT OF STUDENT ON OR ABOVE THRESHOLD	LEVEL OF ATTAINMENT
ZOOLOGY	69	60%	30	41	69	100%	3
BOTONY	69	60%	30	41	66	96%	3
CHEMISTRY	69	60%	30	41	68	99.00%	3

*[Signature]*  
**Co-ordinator, I.C.A.C**  
Govt. College Khertha, Distt. Balod



*[Signature]*  
**Principal,**  
Govt. College, Khertha  
Distt. Balod (C.G.)

Course Attainment 2022-2023  
B.Sc. 1st


Course Name	20% of Quatarly	30% of Half Yearly	50% Annual	Actual Co Attainment
Hindi	0.6	0.9	1.03	2.53
English	0.6	0.9	1.09	2.59
Botany I	0.6	0.9	0.965	2.465
Botany II	0.6	0.9	0.625	2.125
Zoology I	0.6	0.861	1.215	2.676
Zoology II	0.6	0.879	0.375	1.854
Chemistry I	0.6	0.879	1.312	2.791
Chemistry II	0.6	0.9	0.03	1.53
Chemistry III	0.6	0.9	1.5	3
Environment			0.0315	0.031
Practical Zoology			1.5	1.5
Practical Botany			1.406	1.406
Practical Chemistry			1.5	1.5
			Total	25.998

Course Attainment 2022-2023  
B.Sc. 2nd

Course Name	20% of Quatarly	30% of Half Yearly	50% Annual	Actual Co Attainment
Hindi	0.6	0.9	0.337	1.837
English	0.6	0.9	0.525	2.025
Botany I	0.6	0.9	0	1.5
Botany II	0.6	0.9	0.787	2.287
Zoology I	0.6	0.9	1.35	2.85
Zoology II	0.6	0.9	1.312	2.812
Chemistry I	0.6	0.9	0.036	1.536
Chemistry II	0.6	0.54	1.134	2.634
Chemistry III	0.6	0.9	0	1.5
Practical Zoology			1.5	1.5
Practical Botany			1.5	1.5
Practical Chemistry			1.5	1.5
			Total	23.481

  
Co-ordinator, I.Q.A.C  
Govt. College Khertha, Distt. Balod



  
Principal,  
Govt. College, Khertha  
Distt. Balod (C.G.)

20


Course Attainment 2022-2023

B.Sc. 3rd

Course Name	20% of Quatarly	30% of Half Yearly	50% Annual	Actual Co Attainment
Hindi	0.6	0.9	1.5	3
English	0.6	0.9	0.105	1.605
Botany I	0.6	0.9	0.073	1.573
Botany II	0.6	0.9	0.256	1.756
Zoology I	0.6	0.9	0.365	1.865
Zoology II	0.6	0.9	0.292	1.792
Chemistry I	0.6	0.9	0.109	1.609
Chemistry II	0.6	0.9	1.134	2.634
Chemistry III	0.6	0.9	0.768	2.268
Practical Zoology			1.5	1.5
Practical Botany			1.5	1.5
Practical Chemistry			1.5	1.5
			Total	22.602

  
Co-ordinator, I.Q.A.C  
Govt. College Khertha, Distt. Balod



  
Principal,  
Govt. College, Khertha  
Distt. Balod (C.G.)

81


# Program Outcome Attainment 2022-23

## B.Sc.

$$\begin{aligned} \text{Program Outcome Attainment} &= \frac{\sum B.Sc.1st + B.Sc.2nd + B.Sc.3rd}{\text{Total No. of Courses}} \\ &= \frac{25.998 + 23.481 + 22.602}{37} \\ &= \frac{72.081}{37} \\ &= 1.948 \end{aligned}$$

  
Co-ordinator, I.Q.A.C  
Govt. College Khertha, Distt. Balod



  
Principal,  
Govt. College, Khertha  
Distt. Balod (C.G.)

**B.Com.**

**METHODOLOGY TO FIND COURSE/PROGRAM OUTCOME ATTAINMENT**

**WEIGHTAGE OF EXAM/ASSESSMENT 2022-23**

QUARTALY - 20 %

HALF YEARLY - 30 %

ANNUAL - 50 %

**B. COM. 1 st YEAR :: HINDI LANGUAGE**

ASSESSMENT	NO. OF STUDENT ATTEMPTED	THRESHOLD VALUE	60 % OF TARGET VALUE	TARGET NUMBER OF STUDENT ON OR ABOVE THRESHOLD VALUE	ACTUAL NUMBER OF STUDENT'S ON OR ABOVE THRESHOLD	ACTUAL PERCENT OF STUDENT ON OR ABOVE THRESHOLD	LEVEL OF ATTAINMENT
QUARTALY	33	60%	27	20	30	90.90%	3
HALF YEARLY	33	60%	45	20	30	90.90%	3
ANNUAL	32	60%	45	19	1	3.13%	1.157

**B. COM. 1 st YEAR :: ENGLISH LANGUAGE**

ASSESSMENT	NO. OF STUDENT ATTEMPTED	THRESHOLD VALUE	60 % OF TARGET VALUE	TARGET NUMBER OF STUDENT ON OR ABOVE THRESHOLD VALUE	ACTUAL NUMBER OF STUDENT'S ON OR ABOVE THRESHOLD	ACTUAL PERCENT OF STUDENT ON OR ABOVE THRESHOLD	LEVEL OF ATTAINMENT
QUARTALY	34	60%	27	20	34	100%	3
HALF YEARLY	32	60%	45	19	32	100%	3
ANNUAL	32	60%	45	19	3	9.38%	0.47

**B. COM. 1 st YEAR :: FINIENCIAL ACCOUNTING**

ASSESSMENT	NO. OF STUDENT ATTEMPTED	THRESHOLD VALUE	60 % OF TARGET VALUE	TARGET NUMBER OF STUDENT ON OR ABOVE THRESHOLD VALUE	ACTUAL NUMBER OF STUDENT'S ON OR ABOVE THRESHOLD	ACTUAL PERCENT OF STUDENT ON OR ABOVE THRESHOLD	LEVEL OF ATTAINMENT
QUARTALY	33	60%	27	20	30	90.90%	3
HALF YEARLY	33	60%	45	20	4	12.12%	0.6
ANNUAL	32	60%	45	19	2	6.25%	0.315





B. COM. 1 st YEAR :: BUSINESS COMMUNICATION

ASSESSMENT	NO. OF STUDENT ATTEMPTED	THRESHOLD VALUE	60 % OF TARGET VALUE	TARGET NUMBER OF STUDENT ON OR ABOVE THRESHOLD VALUE	ACTUAL NUMBER OF STUDENT'S ON OR ABOVE THRESHOLD	ACTUAL PERCENT OF STUDENT ON OR ABOVE THRESHOLD	LEVEL OF ATTAINMENT
QUARTALY	32	60%	27	19	23	71.88%	3
HALF YEARLY	33	60%	45	20	21	63.63%	3
ANNUAL	32	60%	45	19	0	0.00%	0

B. COM. 1 st YEAR :: BUSINESS MATHEMATICS

ASSESSMENT	NO. OF STUDENT ATTEMPTED	THRESHOLD VALUE	60 % OF TARGET VALUE	TARGET NUMBER OF STUDENT ON OR ABOVE THRESHOLD VALUE	ACTUAL NUMBER OF STUDENT'S ON OR ABOVE THRESHOLD	ACTUAL PERCENT OF STUDENT ON OR ABOVE THRESHOLD	LEVEL OF ATTAINMENT
QUARTALY	32	60%	27	19	23	71.88%	3
HALF YEARLY	32	60%	45	19	13	40.63%	2.05
ANNUAL	32	60%	45	19	3	9.38%	0.47

B. COM. 1 st YEAR :: BUSINESS REGULATORY FRAMEWORK

ASSESSMENT	NO. OF STUDENT ATTEMPTED	THRESHOLD VALUE	60 % OF TARGET VALUE	TARGET NUMBER OF STUDENT ON OR ABOVE THRESHOLD VALUE	ACTUAL NUMBER OF STUDENT'S ON OR ABOVE THRESHOLD	ACTUAL PERCENT OF STUDENT ON OR ABOVE THRESHOLD	LEVEL OF ATTAINMENT
QUARTALY	33	60%	27	20	27	81.82%	3
HALF YEARLY	32	60%	45	19	7	21.88%	1.1
ANNUAL	32	60%	45	19	1	3.13%	0.16





**B. COM. 1 st YEAR :: BUSINESS ENVIRONMENT**

ASSESSMENT	NO. OF STUDENT ATTEMPTED	THRESHOLD VALUE	60 % OF TARGET VALUE	TARGET NUMBER OF STUDENT ON OR ABOVE THRESHOLD VALUE	ACTUAL NUMBER OF STUDENT'S ON OR ABOVE THRESHOLD	ACTUAL PERCENT OF STUDENT ON OR ABOVE THRESHOLD	LEVEL OF ATTAINMENT
QUARTALY	33	60%	27	20	27	81.82%	3
HALF YEARLY	32	60%	45	19	10	0.94%	
ANNUAL	32	60%	45	19	2	6.25%	0.315

**B. COM. 1 st YEAR :: BUSINESS ECONOMICS**


ASSESSMENT	NO. OF STUDENT ATTEMPTED	THRESHOLD VALUE	60 % OF TARGET VALUE	TARGET NUMBER OF STUDENT ON OR ABOVE THRESHOLD VALUE	ACTUAL NUMBER OF STUDENT'S ON OR ABOVE THRESHOLD	ACTUAL PERCENT OF STUDENT ON OR ABOVE THRESHOLD	LEVEL OF ATTAINMENT
QUARTALY	33	60%	27	20	26	78.78%	3
HALF YEARLY	32	60%	45	19	10	31.25%	1.58
ANNUAL	32	60%	45	19	1	3.13%	0.16

**B. COM. 1 st YEAR :: ENVIRONMENTAL STUDIES**

ASSESSMENT	NO. OF STUDENT ATTEMPTED	THRESHOLD VALUE	60 % OF TARGET VALUE	TARGET NUMBER OF STUDENT ON OR ABOVE THRESHOLD VALUE	ACTUAL NUMBER OF STUDENT'S ON OR ABOVE THRESHOLD	ACTUAL PERCENT OF STUDENT ON OR ABOVE THRESHOLD	LEVEL OF ATTAINMENT
ANNUAL	32	60%	45	19	32	100%	3

  
**Co-ordinator, I.Q.A.C**  
 Govt. College Khertha, Distt. Balod



  
**Principal,**  
 Govt. College Khertha  
 Distt. Balod (C.G.)

METHODOLOGY TO FIND COURSE/PROGRAM OUTCOME ATTAINMENT

WEIGHTAGE OF EXAM/ASSESSMENT 2022-23

QUARTALY - 20 %

HALF YEARLY - 30 %

ANNUAL - 50 %

B. COM. 2 nd YEAR :: HINDI LANGUAGE

ASSESSMENT	NO. OF STUDENT ATTEMPTED	THRESHOLD VALUE	60 % OF TARGET VALUE	TARGET NUMBER OF STUDENT ON OR ABOVE THRESHOLD VALUE	ACTUAL NUMBER OF STUDENT'S ON OR ABOVE THRESHOLD	ACTUAL PERCENT OF STUDENT ON OR ABOVE THRESHOLD	LEVEL OF ATTAINMENT
QUARTALY	38	60%	27	23	37	97.36%	3
HALF YEARLY	38	60%	45	23	37	97.36%	3
ANNUAL	38	60%	45	23	8	21.05%	1.04

B. COM. 2 nd YEAR :: ENGLISH LANGUAGE

ASSESSMENT	NO. OF STUDENT ATTEMPTED	THRESHOLD VALUE	60 % OF TARGET VALUE	TARGET NUMBER OF STUDENT ON OR ABOVE THRESHOLD VALUE	ACTUAL NUMBER OF STUDENT'S ON OR ABOVE THRESHOLD	ACTUAL PERCENT OF STUDENT ON OR ABOVE THRESHOLD	LEVEL OF ATTAINMENT
QUARTALY	39	60%	27	23	39	100.00%	3
HALF YEARLY	38	60%	45	23	38	100.00%	3
ANNUAL	38	60%	45	23	0	0.00%	0

B. COM. 2 nd YEAR :: CARPORATE ACCOUNTING

ASSESSMENT	NO. OF STUDENT ATTEMPTED	THRESHOLD VALUE	60 % OF TARGET VALUE	TARGET NUMBER OF STUDENT ON OR ABOVE THRESHOLD VALUE	ACTUAL NUMBER OF STUDENT'S ON OR ABOVE THRESHOLD	ACTUAL PERCENT OF STUDENT ON OR ABOVE THRESHOLD	LEVEL OF ATTAINMENT
QUARTALY	38	60%	27	23	28	73.68%	3
HALF YEARLY	38	60%	45	23	17	44.73%	2.17
ANNUAL	38	60%	45	23	8	21.05%	1.04



36

## B. COM. 2 nd YEAR :: COMPANY LAW

ASSESSMENT	NO. OF STUDENT ATTEMPTED	THRESHOLD VALUE	60 % OF TARGET VALUE	TARGET NUMBER OF STUDENT ON OR ABOVE THRESHOLD VALUE	ACTUAL NUMBER OF STUDENT'S ON OR ABOVE THRESHOLD	ACTUAL PERCENT OF STUDENT ON OR ABOVE THRESHOLD	LEVEL OF ATTAINMENT
QUARTALY	38	60%	27	23	25	65.79%	3
HALF YEARLY	38	60%	45	23	12	34.21%	1.57
ANNUAL	38	60%	45	23	1	2.63%	0.13

## B. COM. 2 nd YEAR :: COST ACCOUNTING

ASSESSMENT	NO. OF STUDENT ATTEMPTED	THRESHOLD VALUE	60 % OF TARGET VALUE	TARGET NUMBER OF STUDENT ON OR ABOVE THRESHOLD VALUE	ACTUAL NUMBER OF STUDENT'S ON OR ABOVE THRESHOLD	ACTUAL PERCENT OF STUDENT ON OR ABOVE THRESHOLD	LEVEL OF ATTAINMENT
QUARTALY	38	60%	27	23	25	65.79%	3
HALF YEARLY	38	60%	45	23	19	50.00%	2.48
ANNUAL	38	60%	45	23	2	5.26%	0.26

## B. COM. 2 nd YEAR :: PRINCIPLES OF BUSINESS MANAGEMENT

ASSESSMENT	NO. OF STUDENT ATTEMPTED	THRESHOLD VALUE	60 % OF TARGET VALUE	TARGET NUMBER OF STUDENT ON OR ABOVE THRESHOLD VALUE	ACTUAL NUMBER OF STUDENT'S ON OR ABOVE THRESHOLD	ACTUAL PERCENT OF STUDENT ON OR ABOVE THRESHOLD	LEVEL OF ATTAINMENT
QUARTALY	38	60%	27	23	25	65.79%	3
HALF YEARLY	38	60%	45	23	25	65.79%	3
ANNUAL	38	60%	45	23	16	42.10%	2.08



**B. COM. 2 nd YEAR :: BUSINESS STATISTICS**

ASSESSMENT	NO. OF STUDENT ATTEMPTED	THRESHOLD VALUE	60 % OF TARGET VALUE	TARGET NUMBER OF STUDENT ON OR ABOVE THRESHOLD VALUE	ACTUAL NUMBER OF STUDENT'S ON OR ABOVE THRESHOLD	ACTUAL PERCENT OF STUDENT ON OR ABOVE THRESHOLD	LEVEL OF ATTAINMENT
QUARTALY	38	60%	27	23	31	81.57%	3
HALF YEARLY	38	60%	45	23	20	52.63%	2.61
ANNUAL	38	60%	45	23	7	18.42%	0.91

**B. COM. 2 nd YEAR :: FUNDAMENTAL OF ENTREPRENEURSHIP**

ASSESSMENT	NO. OF STUDENT ATTEMPTED	THRESHOLD VALUE	60 % OF TARGET VALUE	TARGET NUMBER OF STUDENT ON OR ABOVE THRESHOLD VALUE	ACTUAL NUMBER OF STUDENT'S ON OR ABOVE THRESHOLD	ACTUAL PERCENT OF STUDENT ON OR ABOVE THRESHOLD	LEVEL OF ATTAINMENT
QUARTALY	38	60%	27	23	25	65.79%	3
HALF YEARLY	38	60%	45	23	18	47.36%	2.35
ANNUAL	38	60%	45	23	7	18.42%	0.91



*[Signature]*  
 Co-ordinator, I.Q.A.C  
 Govt. College Khertha, Distt. Balod

*[Signature]*  
 Principal,  
 Govt. College Khertha  
 Distt. Balod (C.G.)

METHODOLOGY TO FIND COURSE/PROGRAM OUTCOME ATTAINMENT  
WEIGHTAGE OF EXAM/ASSESSMENT 2022-23

QUARTALY - 20 %  
HALF YEARLY - 30 %  
ANNUAL - 50 %

B. COM. 3 rd YEAR :: HINDI LANGUAGE

ASSESSMENT	NO. OF STUDENT ATTEMPTED	THRESHOLD VALUE	60 % OF TARGET VALUE	TARGET NUMBER OF STUDENT ON OR ABOVE THRESHOLD VALUE	ACTUAL NUMBER OF STUDENT'S ON OR ABOVE THRESHOLD	ACTUAL PERCENT OF STUDENT ON OR ABOVE THRESHOLD	LEVEL OF ATTAINMENT
QUARTALY	42	60%	27	25	41	97.62%	3
HALF YEARLY	41	60%	45	25	41	100.00%	3
ANNUAL	42	60%	45	25	8	19.05%	0.96

B. COM. 3 rd YEAR :: ENGLISH LANGUAGE

ASSESSMENT	NO. OF STUDENT ATTEMPTED	THRESHOLD VALUE	60 % OF TARGET VALUE	TARGET NUMBER OF STUDENT ON OR ABOVE THRESHOLD VALUE	ACTUAL NUMBER OF STUDENT'S ON OR ABOVE THRESHOLD	ACTUAL PERCENT OF STUDENT ON OR ABOVE THRESHOLD	LEVEL OF ATTAINMENT
QUARTALY	42	60%	27	25	42	100.00%	3
HALF YEARLY	41	60%	45	25	39	95.12%	3
ANNUAL	42	60%	45	25	4	9.52%	0.48

B. COM. 3 rd YEAR :: INCOME TAX

ASSESSMENT	NO. OF STUDENT ATTEMPTED	THRESHOLD VALUE	60 % OF TARGET VALUE	TARGET NUMBER OF STUDENT ON OR ABOVE THRESHOLD VALUE	ACTUAL NUMBER OF STUDENT'S ON OR ABOVE THRESHOLD	ACTUAL PERCENT OF STUDENT ON OR ABOVE THRESHOLD	LEVEL OF ATTAINMENT
QUARTALY	41	60%	27	25	32	78.04%	3
HALF YEARLY	40	60%	45	25	32	80.00%	3
ANNUAL	42	60%	45	25	0	0.00%	0





**B. COM. 3 rd YEAR :: AUDITING**

ASSESSMENT	NO. OF STUDENT ATTEMPTED	THRESHOLD VALUE	60 % OF TARGET VALUE	TARGET NUMBER OF STUDENT ON OR ABOVE THRESHOLD VALUE	ACTUAL NUMBER OF STUDENT'S ON OR ABOVE THRESHOLD	ACTUAL PERCENT OF STUDENT ON OR ABOVE THRESHOLD	LEVEL OF ATTAINMENT
QUARTALY	41	60%	27	25	31	75.61%	3
HALF YEARLY	40	60%	45	25	23	57.30%	2.76
ANNUAL	42	60%	45	25	8	19.04%	0.96

**B. COM. 3 rd YEAR :: INDIRECT TAX WITH GST**

ASSESSMENT	NO. OF STUDENT ATTEMPTED	THRESHOLD VALUE	60 % OF TARGET VALUE	TARGET NUMBER OF STUDENT ON OR ABOVE THRESHOLD VALUE	ACTUAL NUMBER OF STUDENT'S ON OR ABOVE THRESHOLD	ACTUAL PERCENT OF STUDENT ON OR ABOVE THRESHOLD	LEVEL OF ATTAINMENT
QUARTALY	41	60%	27	25	27	65.85%	3
HALF YEARLY	40	60%	45	25	31	77.50%	3
ANNUAL	42	60%	45	25	0	0.00%	0

**B. COM. 3 rd YEAR :: MANAGEMENT ACCOUNTING**

ASSESSMENT	NO. OF STUDENT ATTEMPTED	THRESHOLD VALUE	60 % OF TARGET VALUE	TARGET NUMBER OF STUDENT ON OR ABOVE THRESHOLD VALUE	ACTUAL NUMBER OF STUDENT'S ON OR ABOVE THRESHOLD	ACTUAL PERCENT OF STUDENT ON OR ABOVE THRESHOLD	LEVEL OF ATTAINMENT
QUARTALY	42	60%	27	25	33	78.57%	3
HALF YEARLY	40	60%	45	25	40	100.00%	3
ANNUAL	42	60%	45	25	19	45.24%	2.28





**B. COM. 3 rd YEAR :: PRINCIPLES OF MARKETING**

ASSESSMENT	NO. OF STUDENT ATTEMPTED	THRESHOLD VALUE	60 % OF TARGET VALUE	TARGET NUMBER OF STUDENT ON OR ABOVE THRESHOLD VALUE	ACTUAL NUMBER OF STUDENT'S ON OR ABOVE THRESHOLD	ACTUAL PERCENT OF STUDENT ON OR ABOVE THRESHOLD	LEVEL OF ATTAINMENT
QUARTALY	42	60%	27	25	31	73.81%	3
HALF YEARLY	40	60%	45	25	34	85.00%	3
ANNUAL	42	60%	45	25	34	80.95%	3

**B. COM. 3 rd YEAR :: INTERNATIONAL MARKETING**

ASSESSMENT	NO. OF STUDENT ATTEMPTED	THRESHOLD VALUE	60 % OF TARGET VALUE	TARGET NUMBER OF STUDENT ON OR ABOVE THRESHOLD VALUE	ACTUAL NUMBER OF STUDENT'S ON OR ABOVE THRESHOLD	ACTUAL PERCENT OF STUDENT ON OR ABOVE THRESHOLD	LEVEL OF ATTAINMENT
QUARTALY	42	60%	27	25	26	61.90%	3
HALF YEARLY	40	60%	45	25	34	85.00%	3
ANNUAL	42	60%	45	25	14	33.33%	1.68



  
**Co-ordinator, I.Q.A.C**  
 Govt. College Khertha, Distt. Balod

  
**Principal,**  
 Govt. College Khertha  
 Distt. Balod (C.G.)

## Course Attainment 2022-23

### B.Com.-I

Course Name	20% of Quarterly	30% Half Yearly	50% Annual	Actual CO Attainment
Hindi language	0.60	0.90	0.58	2.08
English language	0.60	0.90	0.24	1.74
Financial Accounting	0.60	0.18	0.16	0.94
Bus. Communication	0.60	0.90	00	1.50
Bus. Mathematics	0.60	0.62	0.24	1.46
Bus. Regulatory Framework	0.60	0.33	0.08	1.01
Bus. Environment	0.60	0.47	0.16	1.23
Bus. Economic	0.60	0.48	0.08	1.16
Environment	-	-	3(100%)	3


## Course Attainment 2022-23

### B.Com.-II

Course Name	20% of Quarterly	30% Half Yearly	50% Annual	Actual CO Attainment
Hindi language	0.60	0.90	0.52	2.02
English language	0.60	0.90	00	1.50
Corporate Accounting	0.60	0.65	0.52	1.77
Company Law	0.60	0.47	0.06	1.13
Cost Accounting	0.60	0.74	0.13	1.47
Principles of Bus. Management	0.60	0.90	1.04	2.54
Bus. Statistics	0.60	0.78	0.46	1.84
Fundamental of Entrepreneurship	0.60	0.71	0.46	1.77

  
**Co-ordinator, I.Q.A.C**  
 Govt. College Khertha, Distt. Balod




  
**Principal,**  
 Govt. College Khertha  
 Distt. Balod (C.G.)


## Course Attainment 2022-23

### B.Com.-III

Course Name	20% of Quarterly	30% Half Yearly	50% Annual	Actual CO Attainment
Hindi language	0.60	0.90	0.48	1.98
English language	0.60	0.90	0.24	1.74
Income Tax	0.60	0.90	00	1.50
Auditing	0.60	0.83	0.48	1.91
Indirect Taxes with GST	0.60	0.90	00	1.50
Management Accounting	0.60	0.90	1.14	2.64
Principle of Marketing	0.60	0.90	1.50	3
International Marketing	0.60	0.90	0.84	2.34



  
Co-ordinator, I.Q.A.C  
Govt. College Khertha, Distt. Balod

  
Principal,  
Govt. College Khertha  
Distt. Balod (C.G.)

# Program Outcome Attainment 2022-23

## B.COM.

$\Sigma$  of B.COM. I + B.COM.II + B.COM.III

Program Outcome Attainment =

---

Total No. of Courses

14.12+ 14.04 + 16.16

=

---

25

44.32

=


---

25

=

1.77

  
**Co-ordinator, I.Q.A.C**  
Govt. College Khertha, Distt. Balod

  
**Principal,**  
Govt. College Khertha  
Distt. Balod (C.G.)

**M.A.**

44

METHODOLOGY TO FIND COURSE/PROGRAM OUTCOME ATTAINMENT  
WEIGHTAGE OF EXAM/ASSESSMENT 2022-23

Internal - 50%

Sem. End. - 50 %

M.A. Political Science II Sem. :: Western Political thought

ASSESSMENT	NO. OF STUDENT ATTEMPTED	THRESHOLD VALUE	60% OF TARGET VALUE	TARGET NUMBER OF STUDENT ON OR ABOVE THRESHOLD VALUE	ACTUAL NUMBER OF STUDENT'S ON OR ABOVE THRESHOLD	ACTUAL PERCENT OF STUDENT ON OR ABOVE THRESHOLD	LEVEL OF ATTAINMENT
Internal	24	60%	12	14	24	100%	3
Sem. End.	24	60%	60	14	4	16.66%	0.85

M.A. Political Science II Sem. :: State Politics in Indian

ASSESSMENT	NO. OF STUDENT ATTEMPTED	THRESHOLD VALUE	60% OF TARGET VALUE	TARGET NUMBER OF STUDENT ON OR ABOVE THRESHOLD VALUE	ACTUAL NUMBER OF STUDENT'S ON OR ABOVE THRESHOLD	ACTUAL PERCENT OF STUDENT ON OR ABOVE THRESHOLD	LEVEL OF ATTAINMENT
Internal	24	60%	12	14	23	95.83%	3
Sem. End.	24	60%	60	14	19	79.16%	3

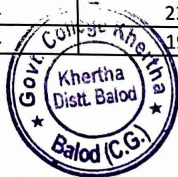
M.A. Political Science II Sem. :: Comparative Politics of Developing Countries


ASSESSMENT	NO. OF STUDENT ATTEMPTED	THRESHOLD VALUE	80/90 % OF TARGET VALUE	TARGET NUMBER OF STUDENT ON OR ABOVE THRESHOLD VALUE	ACTUAL NUMBER OF STUDENT'S ON OR ABOVE THRESHOLD	ACTUAL PERCENT OF STUDENT ON OR ABOVE THRESHOLD	LEVEL OF ATTAINMENT
Internal	24	60%	12	14	23	95.83%	3
Sem. End.	24	60%	60	14	19	79.16%	3

M.A. Political Science II Sem. :: Indian Foreign policy

ASSESSMENT	NO. OF STUDENT ATTEMPTED	THRESHOLD VALUE	80/90 % OF TARGET VALUE	TARGET NUMBER OF STUDENT ON OR ABOVE THRESHOLD VALUE	ACTUAL NUMBER OF STUDENT'S ON OR ABOVE THRESHOLD	ACTUAL PERCENT OF STUDENT ON OR ABOVE THRESHOLD	LEVEL OF ATTAINMENT
Internal	24	60%	12	14	23	95.83%	3
Sem. End.	24	60%	60	14	19	79.16%	3

  
Coordinator, I.Q.A.C  
Govt. College Khertha, Distt. Balod



  
Principal,  
Govt. College Khertha  
Distt. Balod (C.G.)



**METHODOLOGY TO FIND COURSE/PROGRAM OUTCOME ATTAINMENT**  
**WEIGHTAGE OF EXAM/ASSESSMENT 2022-23**

Internal - 50%

Sem. End. - 50%

**M.A. Political Science IV Sem. :: Contemporary issues of International politics**

ASSESSMENT	NO. OF STUDENT ATTEMPTED	THRESHOLD VALUE	60% OF TARGET VALUE	TARGET NUMBER OF STUDENT ON OR ABOVE THRESHOLD VALUE	ACTUAL NUMBER OF STUDENT'S ON OR ABOVE THRESHOLD	ACTUAL PERCENT OF STUDENT ON OR ABOVE THRESHOLD	LEVEL OF ATTAINMENT
Internal	25	60%	12	15	25	100%	3
Sem. End.	25	60%	60	15	21	84%	3

**M.A. Political Science IV Sem. :: Public Administration part -II**

ASSESSMENT	NO. OF STUDENT ATTEMPTED	THRESHOLD VALUE	60% OF TARGET VALUE	TARGET NUMBER OF STUDENT ON OR ABOVE THRESHOLD VALUE	ACTUAL NUMBER OF STUDENT'S ON OR ABOVE THRESHOLD	ACTUAL PERCENT OF STUDENT ON OR ABOVE THRESHOLD	LEVEL OF ATTAINMENT
Internal	25	60%	12	15	25	100%	3
Sem. End.	24	60%	60	14	20	83.37%	3

**M.A. Political Science IV Sem. :: Research Methodology part-II**

ASSESSMENT	NO. OF STUDENT ATTEMPTED	THRESHOLD VALUE	60% OF TARGET VALUE	TARGET NUMBER OF STUDENT ON OR ABOVE THRESHOLD VALUE	ACTUAL NUMBER OF STUDENT'S ON OR ABOVE THRESHOLD	ACTUAL PERCENT OF STUDENT ON OR ABOVE THRESHOLD	LEVEL OF ATTAINMENT
Internal	25	60%	12	15	25	100%	3
Sem. End.	25	60%	60	15	25	100%	3

**M.A. Political Science IV Sem. :: Political Ideologies and Modern Political thought**

ASSESSMENT	NO. OF STUDENT ATTEMPTED	THRESHOLD VALUE	60% OF TARGET VALUE	TARGET NUMBER OF STUDENT ON OR ABOVE THRESHOLD VALUE	ACTUAL NUMBER OF STUDENT'S ON OR ABOVE THRESHOLD	ACTUAL PERCENT OF STUDENT ON OR ABOVE THRESHOLD	LEVEL OF ATTAINMENT
Internal	25	60%	12	15	25	100%	3
Sem. End.	25	60%	60	15	25	100%	3




16

**M.A. Political Science IV Sem. :: Project work and Viva Voce**

ASSESSMENT	NO. OF STUDENT ATTEMPTED	THRESHOLD VALUE	80 % OF TARGET VALUE	TARGET NUMBER OF STUDENT ON OR ABOVE THRESHOLD VALUE	ACTUAL NUMBER OF STUDENT'S ON OR ABOVE THRESHOLD	ACTUAL PERCENT OF STUDENT ON OR ABOVE THRESHOLD	LEVEL OF ATTAINMENT
Sem. End.	26	60%	60	16	26	100%	3

  
In-charge Officer, I.Q.A.C.  
Govt. College Khertha, Distt. Balod



  
Principal,  
Govt. College Khertha  
Distt. Balod (C.G.)

**Course Attainment 2022-23**  
**M.A.-II Sem. (Political Science)**


Course Name	50% Internal	50% Sem. End.	Actual CO Attainment
Western Political thought	1.05	0.43	1.48
State Politics in Indian	1.50	1.50	3
Comparative Politics of Developing Countries	1.50	1.50	3
Indian Foreign policy	1.50	1.50	3

**M.A.-IV Sem. (Political Science)**

Course Name	50% Internal	50% Sem. End.	Actual CO Attainment
Contemporary issues of International politics	1.50	1.50	3
Public Administration part -II	1.50	1.50	3
Research Methodology part-II	1.50	1.50	3
Political Ideologies and Modern Political thought	1.50	1.50	3
Project work and Viva -Voce	-	3 (100%)	3

  
Coordinator, I.Q.A.C  
Govt. College Khertha, Distt. Balod



  
Principal,  
Govt. College Khertha  
Distt. Balod (C.G.)

